

Key vocabulary:

Chord – Playing more than one note simultaneously.

Fret – How the neck of the guitar is split up.

Harmony – A description of the sound made when more than one note is played at the same time.

Keys – The black and white notes on the keyboard.

Melody – The 'tune' of the music.

Pattern – A repeating sequence of notes or chords.

Plectrum – A small tool that can be used to strum or pick the strings.


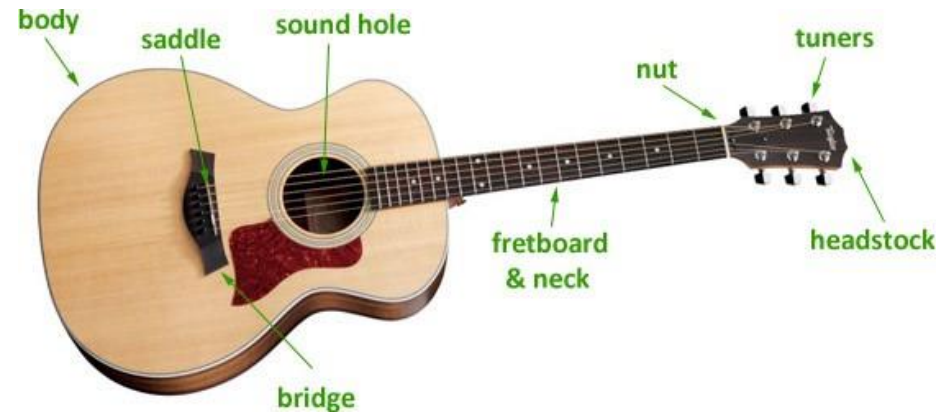
Rhythm – A pattern of sounds in relation to a steady beat.

Pluck – Using a finger or plectrum to play one individual note on one string.

Strings – Usually made of steel or nylon, these are plucked or strummed and vibrate to make sound.

Strum – Using a finger or plectrum to play a number of strings simultaneously.


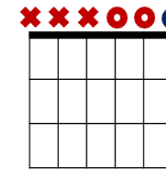
How do I play chords on a guitar and keyboard?




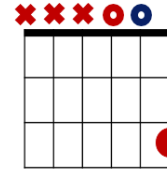
Chords are created when more than one note is played at the same time. On a guitar, this is done by strumming more than one string with the fingers of the left hand pressed down in certain positions on the fretboard. On a keyboard, this is done by pressing two or more keys simultaneously

Chords:

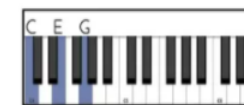
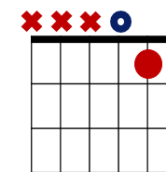
Easy Em



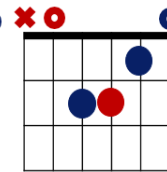
Easy G



Easy C



Am



Listening:

Songbird – Oasis (Em and G)

You can't always get what you want – Glee (G and C)

I've Got a Feeling – The Black Eyed Peas (G, C, Em)

Shake it off – Taylor Swift (Am, Em, G and C)